



3 PHASE VOLTAGE METER

VOLT-13

APPLICATIONS

Control & Relay Panel

Energy Management System

DG Set Panels

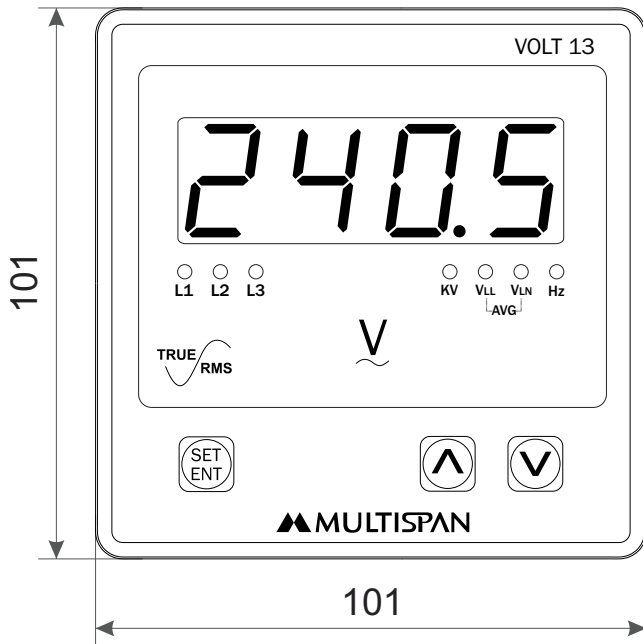
Process Control

Power Control Center Panels

Motor Control Center Panels

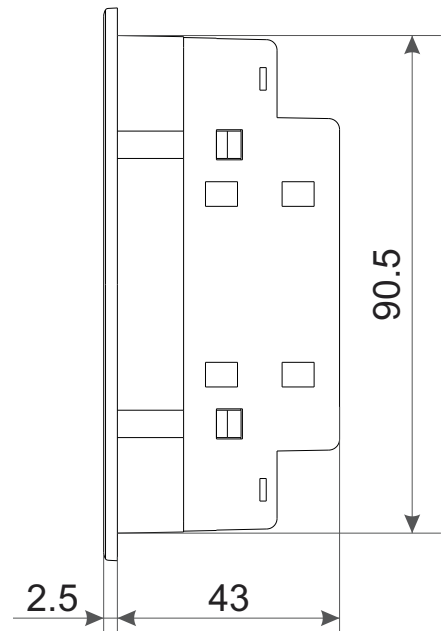
Mechanical Dimensions

Body Dimensions



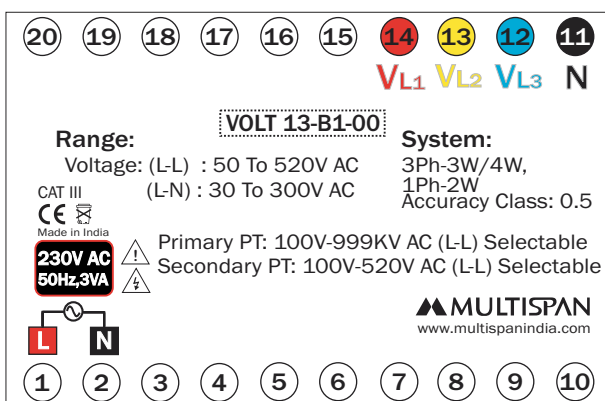
FRONT VIEW

All dimensions are in mm

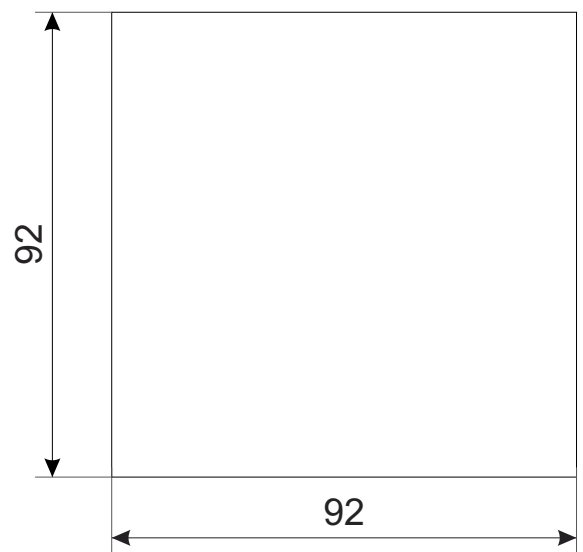


RIGHT SIDE VIEW


Connection Diagram



Panel Cutout



TECHNICAL DATA

Input Voltage	(L-L) : 50-520V AC (L-N) : 30-300V AC
Primary PT	100V to 999KV AC
Secondary PT	100V to 520V AC
Input Configuration	3P-3 Wire / 3P-4 Wire / 1P-2 Wire
Accuracy	Class 0.5
Power Supply	230V AC, 50Hz
Certificate	

Input Configuration

3 Phase 3 Wire , 3 Phase 4 Wire , 1 Phase 2 Wire

Auxiliary Power Supply

Power Supply	230V AC,50Hz
Consumption	3VA

Input

Voltage

Direct Voltage	50 - 520V AC (L-L) 30 - 300V AC (L-N)
PT Primary	100V to 999KV
PT Secondary	100V to 520V
Burden	<0.2 VA

Environmental Characteristics

Working Temperature	0 to 55°C
Storage Temperature	0 to 55°C
Relative Humidity	95% RH Non-condensing
Warm up time	5 minutes

Display

Display	3 Digit 3 Line 7 Seg 0.56" Red LED Display
LED	VLL, VLN, KV

Mechanical Characteristics

Mounting Type	Panel Mount
Dimension (HxWxD) mm	101 x 101 x 43
Panel Cutout (HxW) mm	92 x 92
Material	Front Enclosure Polycarbonate (PC) ABS
Terminal Screw Size	M3.5
Screw Torque (N.m)	0.5
Wire Gauge (AWG)	26-14
Weight (Approx) gms	Unpacked : 230 Packed : 260
Accessories	1 Pair of Mounting Clamps

Calculated Parameters

Voltage	Line to Line Voltage Line to Neutral Voltage
----------------	---

Accuracy

Class 0.5